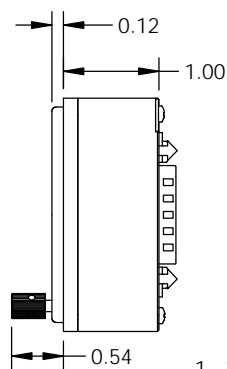
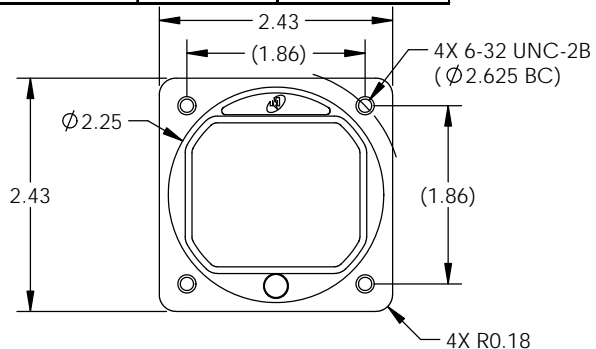


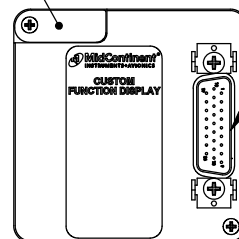
Configuration			
Dash #	Assembly	Nameplate	Display
-1	9019160-1	9019154-1	Standard
-2	9019160-2	9019154-2	Standard
-3	9019160-3	9019154-3	Standard
-21	9019160-21	9019154-1	NVIS White
-22	9019160-22	9019154-2	NVIS White
-23	9019160-23	9019154-3	NVIS White

Revision				
ECO	Rev	Description	Date	Approved
		See obsolete drawings for revision history		
7529	C	Added -3, and -21 thru -23 configurations	10/18/22	MEK/CAS
7559	D	Corrected nameplate p/n for -21 thru -23 configs	11/18/22	MEK/MKN
7666	E	Revised certifications in specifications table	08/18/23	MEK/CAS

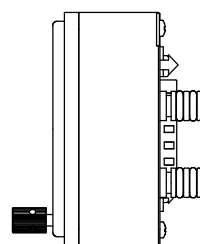


-1, -3, -21, and -23 Configurations

USB Program Port Access



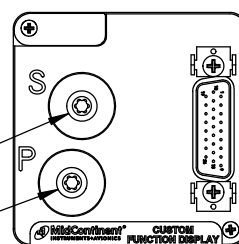
HD 26-pin D-Sub



-2 and -22 Configurations

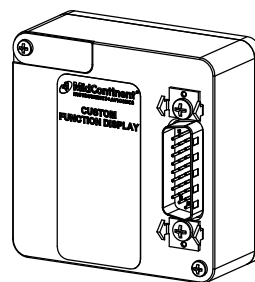
Static Port

Pitot Port

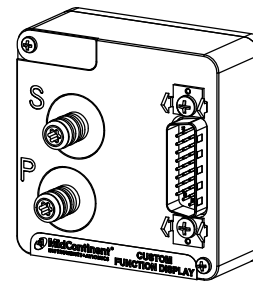


Connector Pinout			
Pin	Description	Pin	Description
1	Ground	14	ARINC In #1 B
2	ARINC Out A	15	Multi I/O #8
3	ARINC Out B	16	ARINC In #2 B
4	Dim Input	17	Multi I/O #11
5	ARINC In #1 A	18	Thermocouple +
6	ARINC In #2 A	19	+10-32VDC In
7	RS 232 In	20	Multi I/O #2
8	RS 232 Out	21	Multi I/O #4
9	Thermocouple -	22	Multi I/O #6
10	Reserved	23	Multi I/O #7
11	Multi I/O #1	24	Multi I/O #9
12	Multi I/O #3	25	Multi I/O #10
13	Multi I/O #5	26	Multi I/O #12

Specifications	
Model	MD23 "Flex" Custom Function Display (CFD)
Features	Compact 2-inch LCD indicator capable of reconfiguring inputs and outputs, including air data, with a modifiable graphical presentation
Power Input	10-32VDC, 4 Watts Nominal
Data Input	- 1 and -21: Analog, Discrete, ARINC 429, RS232, Frequency - 2 and -22: Analog, Discrete, ARINC 429, RS232, Pressure - 3 and -23: Analog, Discrete, ARINC 429, RS232, RS485, IMU
Data Output	Analog, Discrete, ARINC 429, RS232
Certification	FAA TSO C2d, C10c, C3e, C4c, C6e, C8e, C106, C113b, C201
Qualifications	RTCA/DO- 178C, DAL A RTCA/DO- 160G (see IM for details)
Mating Connectors	Primary Install Kit: MCIA p/n 9019162-1 Pneumatic Install Kit: MCIA p/n 9019162-2
Install Manual	MCIA p/n 9019161
Weight	0.4 lbs (0.18 kg)



-1, 3, -21 and -23 Configurations



-2 and -22 Configurations

UNLESS OTHERWISE SPECIFIED, ALL DIMENSIONS ARE IN INCHES.
TOLERANCE:
FRACTIONAL = ±1/64
.XX = ±0.015
.XXX = ±0.005
.XXXX = ±0.002
ANGULAR = ±0.5°
WEIGHT N.T.E. +5%
BREAK ALL SHARP EDGES
THREADS PER MIL-S-7742

DRAWN:
BAW
10/07/2018

APPROVED:
VAA
09/01/2020

This document discloses proprietary information of Mid-Continent Instrument Co., Inc. It may be reproduced or disclosed only with written permission of Mid-Continent Instrument Co. and is not to be used in any way detrimental to the interests of Mid-Continent Instrument Co., Inc.

TITLE:
Custom Function Display, 2-inch

PART NUMBER:
6420023

SCALE: NONE

DO NOT SCALE THIS DRAWING

SHEET: 1 of 1

