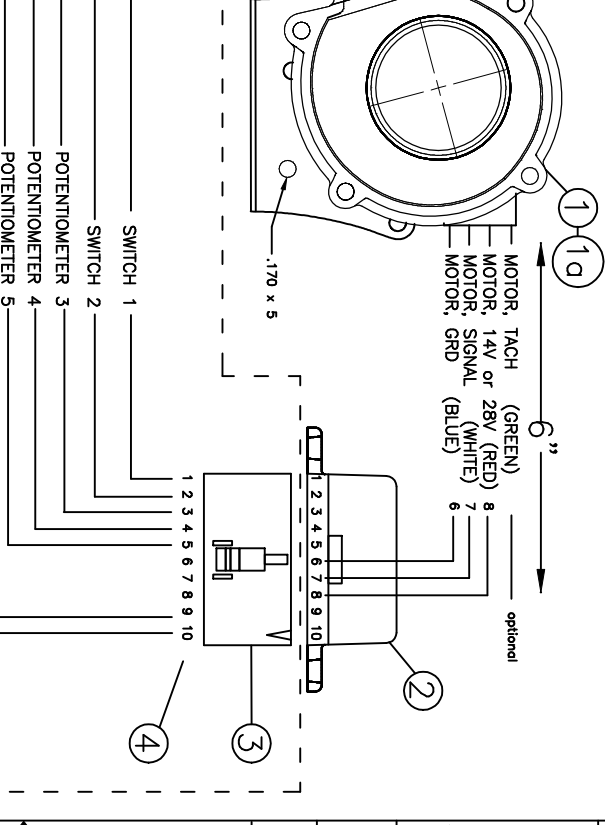
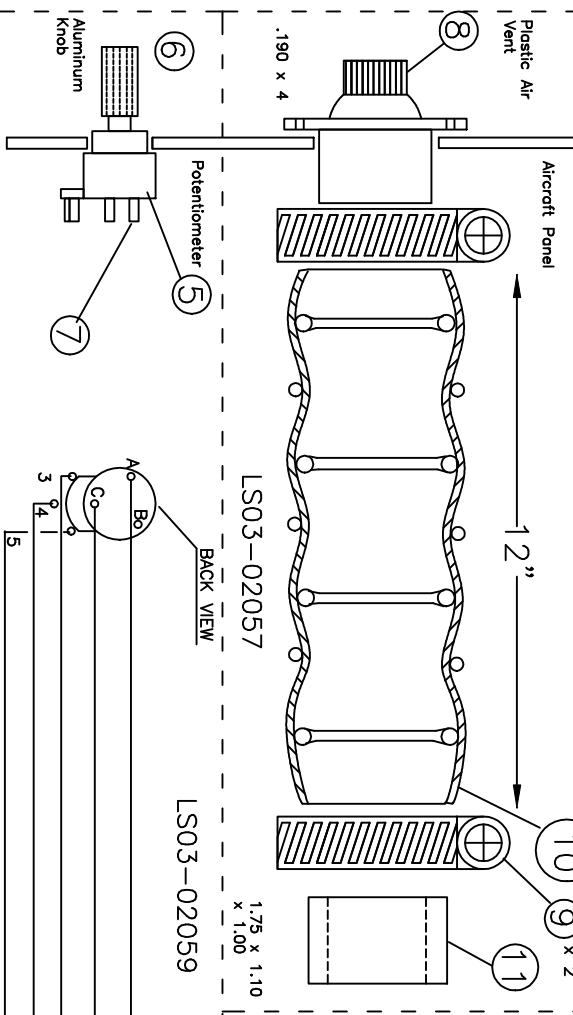
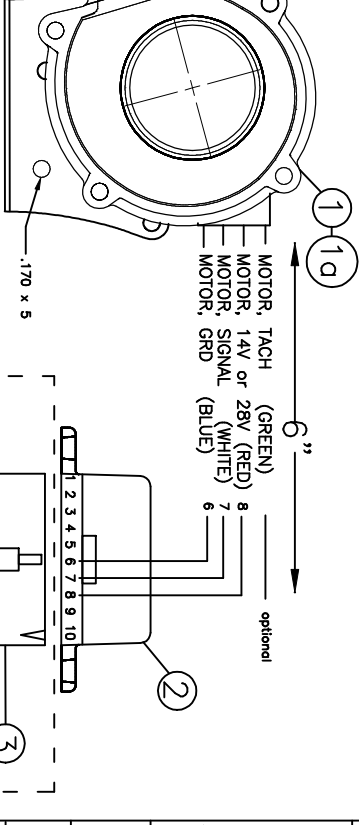


Lone Star Aviation, Inc.
 604 S. Wisteria Street
 Mansfield, Texas 76063
 682-518-8882
 682-518-8831 fax
 www.lonestaraviation.com

REV	ECN #	ZONE	DESCRIPTION OF CHANGE(S)	DATE	APPROVED
REV-0	N/A	N/A	Initial Release	10-27-14	JRM
REV-1	N/A	N/A	Modified Part #s	06-24-15	DPC

REVISION BLOCK



LS03-03042 - 12V Frosty Ventilation Blower Kit
 Includes LS03-02060 - Install Kit

LS03-03043 - 24V Frosty Ventilation Blower Kit
 Includes LS03-02060 - Install Kit

LS03-02060 - Install Kit:
 LS03-02059 - Potentiometer Kit

Equipment Inspection: Annual
 Visual inspection for the following:
 1. Hardware: Check for loose hardware.
 2. Connector: Check connector wiring

DC Motor:	Motor Ground	Motor Signal	Motor +14V or +28V	Motor Tach N/C
Pin 6: Blue	6"	6"	6"	6"
Pin 7: White				
Pin 8: Red				
Pin 9: Green				

LS01-06832 - Ampmodu Latching Connector

LS01-06835 - Ampmodu Connector Pins

LS01-19045 - Potentiometer w/ Switch

LS01-19044 - Potentiometer Knob

LS01-13042 - Heat Shrink 1/8" ID x 1"

LS03-02056 - Speed Controller Module

LS03-02057 - Frosty Ducting Kit:

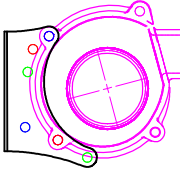
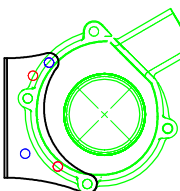
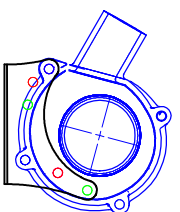
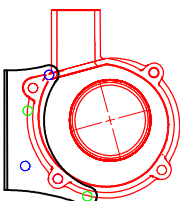
LS03-03943 - Ducting, 1.75" Neop - 1 Ply (per ft)

LS01-19077 - Clamp 1.75", Narrow (x2)

LS01-19075 - Plastic Eye Ball Vent

LS01-19076 - Spacer Rubber 1.75 x 1.10 x 1.00"

The Universal Blower Housing can be mounted in 4 different positions to aid in installation.



Damaged Equipment Procedure:
 If equipment fails to function normally call the factory for technical support.

Reference: Refer to FAA AC 43.13 Acceptable Methods, Techniques, and Practices - Aircraft Alterations when Installing the Fan Failure Warning System.

SPECS:	12V	24V
RPM	8350	8600
Air Flow min. (ft/min)	255	300
max. (ft/min)	2950	4950
Input Voltage (VDC)	10-18	10-32
Current nom. (Amps)	0.38	0.75
max. (Amps)	0.80	1.0
Max High Temp	50°C	50°C
Max Low Temp	-20°C	-20°C
OT Shutdown	50°C	50°C
OT Restart	40°C	40°C

ITEM #	QTY.	PART N.D.	DESCRIPTION
11	1	LS01-19076	SPACER Rubber
10	1	LS03-03943	DUCTING - 1.75" Neoprene 1 PLY
9	2	LS01-19077	CLAMP 1.75" NARROW
8	1	LS01-19075	PLASTIC EYE BALL VENT
7	6	LS01-13042	Heat Shrink 1/8" ID x 1" Black
6	1	LS01-19044	POTENTIOMETER KNOB
5	1	LS01-19045	POTENTIOMETER W/SWITCH
4	12	LS01-06835	SPEED CONTROLLER PINS
3	1	LS01-06832	SPEED CONTROLLER LATCHING CONNECTOR
2	1	LS03-02058	FROSTY VENTILATION BLOWER SPEED CONTROLLER
1A	1	LS03-03043	FROSTY VENTILATION BLOWER 24V
1	1	LS03-03042	FROSTY VENTILATION BLOWER 12V

UNLESS NOTED OTHERWISE TOLERANCE BLOCK; DIMENSIONS ARE IN INCHES DECIMALS ±. ANGULAR XX ± .030 XXX ± .015 XXXX ± .0005 DD NOT SCALE DRAWING

PROPRIETARY AND THE DATA DISCLOSED HEREWITH IS NOT TO BE REPRODUCED, USED OR DISCLOSED IN WHOLE OR IN PART TO ANYONE WITHOUT WRITTEN AUTHORIZATION FROM LONE STAR AVIATION, INC

LONE STAR AVIATION CORP.
 Mansfield, Texas

TITLE: FROSTY VENTILATION BLOWER INSTALL 12/24V

DRAWING NO. LS03-03042/43

SCALE: NONE

COMP. FILE: SHEET 1 OF 1