

CAT. # 2A3-1 SINGLE INSTRUMENT

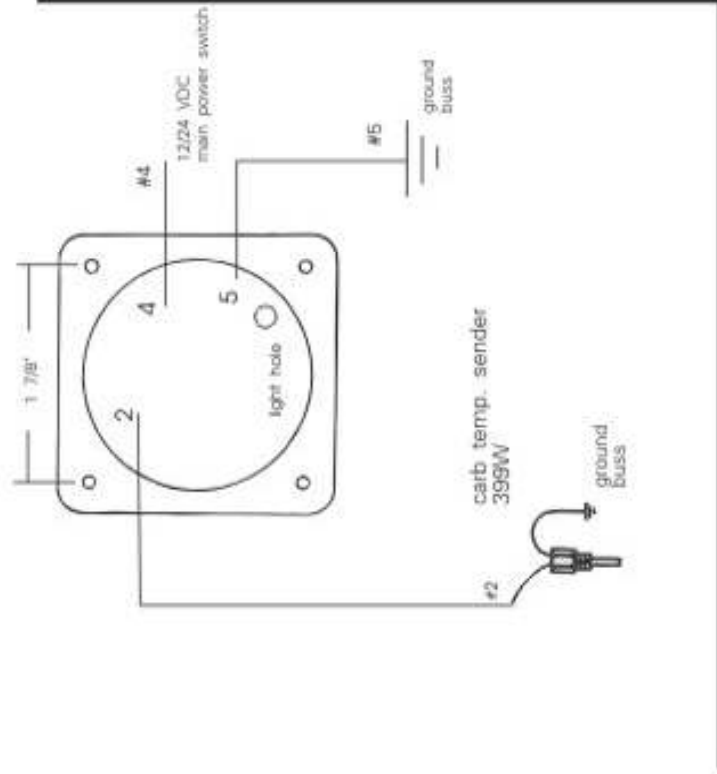
CARBURETOR TEMPERATURE
-50 to +50 C
YELLOW BAND -10 to +10
FOR CARB. TEMP. USE 399W sender

! IMPORTANT !

For lighting, order light kit # 186-2A2

This unit has not been approved for use on type certified aircraft.

Use caution while installing sender into carburetor, to avoid metal chips.

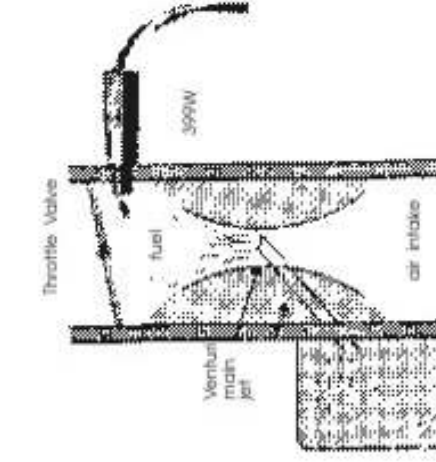


Install instrument in a 2-1/4 inch hole for behind panel or (2-1/16 inch hole for front panel), in convenient operating place at least 12 inches from compass. Use four corner screws to hold in place.

Install the carb. temp. sender into the carburetor (see illustration below). Route wires away from spark plug wires and hot manifolds. Support with wire ties every 12-15 inches. Use rubber grommets when going through metal.

On the rear of the instrument there are connecting pins with corresponding numbers.

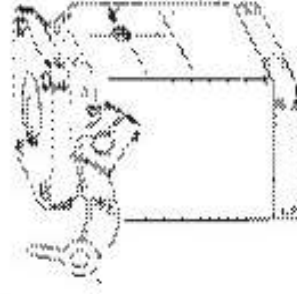
Use patch cable provided to connect the instrument to the appropriate sender and power source. Connect pin #2 to either carb. temp. sender lead and connect remaining lead to a ground buss. Connect pin #5 to a ground buss and connect pin #4 to main power switch. 12/24 volts D.C.



Sensor installation:

Remove the plug in the carburetor housing just below the throttle valve. On 4 cylinder engines using Marvel Schebler carburetor MA-3, the plug will be found on the forward side. On 6 cylinder carburetor MA-4 series, the plug will be found on the rear.

If the carburetor has not been drilled and tapped for this plug, remove the carburetor from the engine and drill out the lead plug. Tap this hole with a 1/4-28 tap. Prior to re-installation, be certain to remove all burrs and chips from the carburetor.



Tap 1/4-28 hole in lead plug

WARRANTY

WESTACH INSTRUMENTS are made with the highest quality material and workmanship. With reasonable care, instruments will give long and satisfactory service. WESTACH INSTRUMENTS are guaranteed against defective material and workmanship for 1 year of service or 18 months from the manufacturing date.

WARRANTY REPAIR. No charge will be made for labor and material consumed in affecting repairs in units which are covered by our warranty. Package carefully including description of malfunction and type of engine unit is used on. Include your correct return address and phone number. Our obligation is limited to correct the parts and covers no liability for damage from shipment, improper installation, excessive vibration, rough handling or if opened, tampered with or modified by customer. WESTBERG MFG. INC. WILL NOT REIMBURSE CUSTOMERS FOR COST(S) INCURRED IN SHIPPING, REMOVING AND/OR REINSTALLING REPLACEMENT PARTS. The manufacturer reserves the right to make changes at any time in the design and price of its equipment without notice.

WESTACH WESTBERG MFG. INC. WESTACH

3400 WESTACH WAY, SONOMA, CA 95476 U.S.A. PHONE (707) 938-2121 / FAX (707) 938-4968